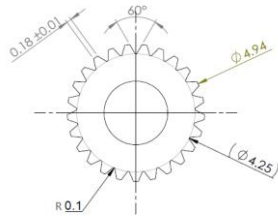
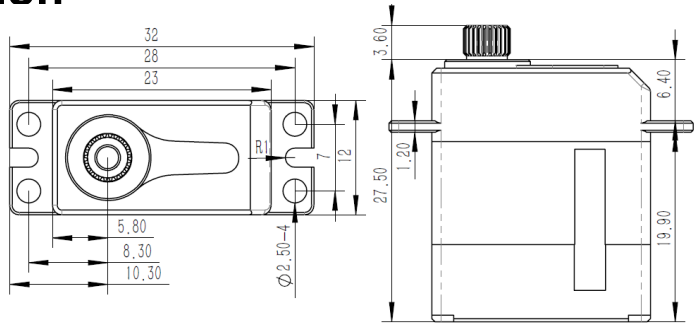


X12-708 Technical Specification



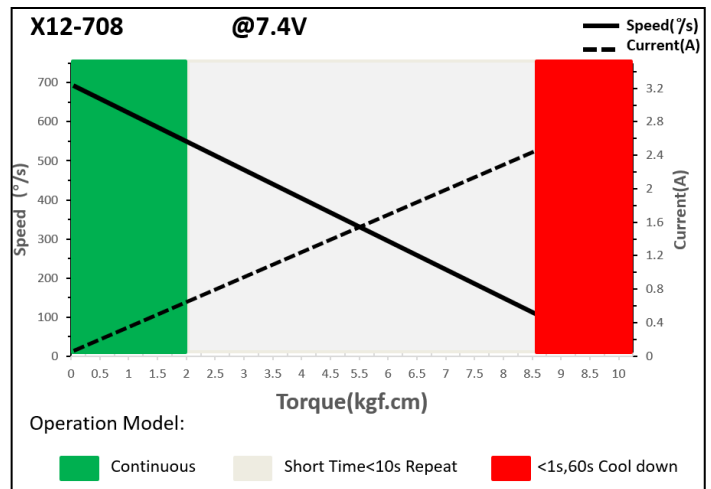
25T 5mm Output Shaft Spline



1. Operating Data

	X12-708 V8.0
Rated Voltage	DC7.4V
Voltage Range	DC6.0V-8.4V
Torque	6.3Kg.cm@6.0V
	8.6Kg.cm@7.4V
	9.3Kg.cm@8.4V
Speed	0.09sec/60°@6.0V
	0.08sec/60°@7.4V
	0.07sec/60°@8.4V
Working Frequency	1520us/333KHz
Default Travel Angle	±50° = 100° Total
Temperature Range	-20°C.....+65°C
Soft Start	Programable
Programable	Yes
Case Material	Aluminum Alloy
Motor Type	Brushless DC Motor
Gear Set Material	Hardened Steel
Position Sensor	Potentiometer
Case Dimensions	23mm*12mm*27.5mm±0.2mm
Weight	20g±10%

2. Performance



3. Command signal

PWM Command Interface

Signal Voltage	HIGH: min.3.3V, max.5.0V Low: min.0.0V, max.1.5V
Pulse Lengths	900us-2100us
Pulse Lengths for Position -50°/0°/+50°	1000us/1500us/2000us

4. Electrical Connection

 3 2 1	Pin Assignment			
	1	Orange	Signal	PWM Command
	2	Red	DC+	Supply Voltage
	3	Brown	DC-	Supply Ground